




Tquote

The innovative solution for financial advisors.

SIX Financial Information's Tquote service provides easy access to the most up-to-date quotes and financial analysis covering millions of instruments from all the world's leading stock markets.



Our complete offering at your disposal

Tquote is a revolutionary work tool designed specifically for financial advisors and consultants.

Tquote combines the standard functions of a real-time stock market terminal with those of a securities and portfolio analysis system in the shape of the dedicated analytical section, Tadvisory.

The Tquote service is structured to enable intuitive, integrated navigation between real-time market data, economic and financial news as well as quantitative and qualitative analysis functionality. Tquote boasts a wealth of functions essential to a professional system which makes it the ideal solution for the particular needs of financial advisors.

This high-performance financial information tool enables SIX Financial Information to provide all the elements required to monitor portfolios and securities.

Key benefits:

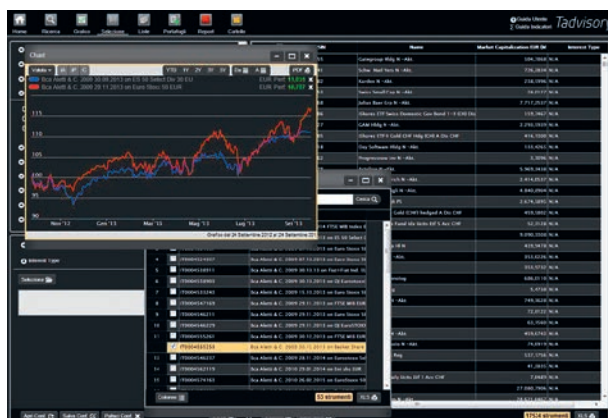
- Quantitative and qualitative analysis functionality
- Excellent value for money
- Reference data on all instruments listed on the Italian market, including OEIC funds
- Simple and consistent to consult thanks to its straightforward intuitive menu that allows users to create list and portfolio screens
- Transparency between information from different sources



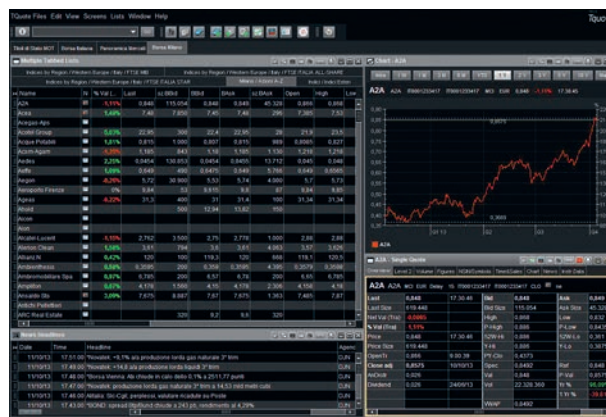
Complete financial analysis

Tadvisory is the specific section of Tquote dedicated to quantitative and qualitative financial analysis of securities and portfolios. It is made up of modules designed to support all the usual stages of the investment process:

- Instrument research
- Selection of the best securities based on qualitative and quantitative criteria such as the reference data of the instrument, calculation of performance, risk indicators and efficiency
- Customized quantitative analysis of securities and portfolios with a choice of over 20 different indicators
- Customizable graphical analysis providing immediate comparisons between more instruments, indices and portfolios
- Historised model portfolios to facilitate multi-asset management, insertion of benchmarks (including compound benchmarks) and currency specification
- Highly customizable securities and portfolio reports



Tadvisory: quantitative and qualitative financial analysis



Tquote: market overview

Main functions of Tquote:

- Push updating of quotations and graphs
- Security information
- Derivative instruments such as futures, warrants and options
- Interactive charts and research for technical analysis
- Time & Sales to view all the day's trades
- 10-year historical data in table format
- DDE - Automatic updating of prices in Excel
- Limit function with notification via email

Main content of Tquote

- Borsa Italiana, EuroTLX, leading non-Italian stock markets and contributors*
- Key international indices
- Forex and Money Market
- Commodities
- Foreign funds and SICAVs
- Reference data
- Coupons and dividends
- MF Dow Jones Italia

* Access to real-time stock market data must be requested expressly and is subject to payment of stock exchange charges

For more information, please contact your local SIX Financial Information office and a representative will be happy to assist you.

SIX Financial Information
 Hardturmstrasse 201
 P.O. Box
 CH - 8021 Zurich
 T +41 58 399 5111

Canada +1 416 915 4121
 Denmark +45 33 411 111
 Finland +358 207 334 043
 Hong Kong +852 2971 0388
 Ireland +353 1 213 0722

Japan +81 3 3808 2271
 Luxembourg +352 261 161
 Norway +47 23 326 620
 Singapore +65 6338 3808
 Sweden +46 8 5861 6300

UK +44 20 7550 5000
 USA +1 203 353 8100

sales.global@six-financial-information.com
 www.six-financial-information.com